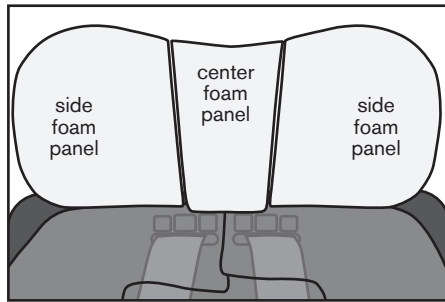


Sirona M Remedy Kit

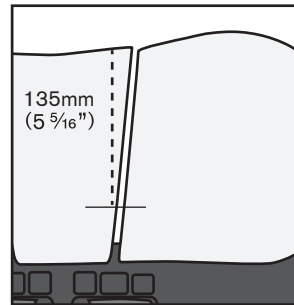


135mm (5 5/16")

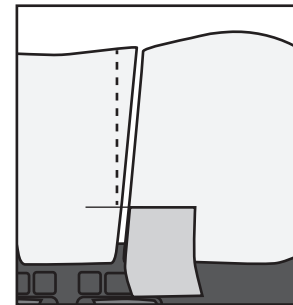
135mm (5 5/16")



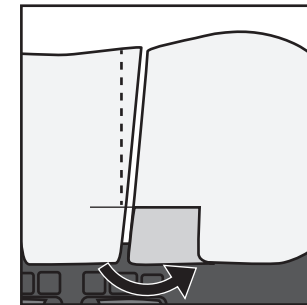
1. Remove headrest cover.



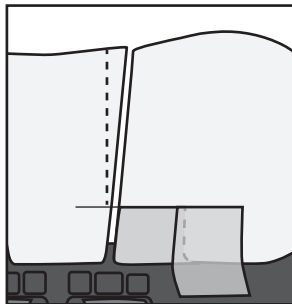
2. Line up 135mm guide with top of center foam panel, and mark 135mm from top of center foam panel.



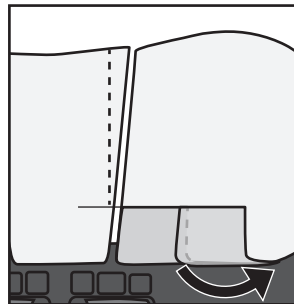
3. Line up one piece of tape with the mark and with space in between foam panels, and press onto side foam panel.



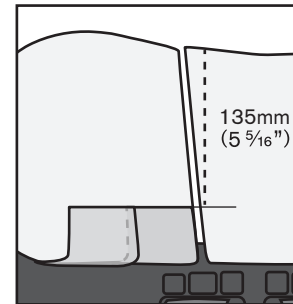
4. Wrap tape under side foam panel and press to secure.



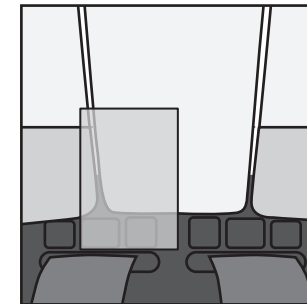
5. Slightly overlap second piece of tape onto the first, and press onto side foam panel.



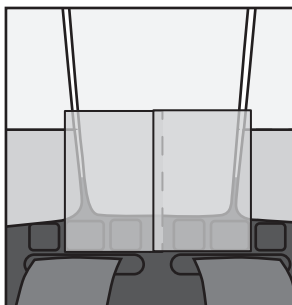
6. Wrap tape under side foam panel and press to secure.



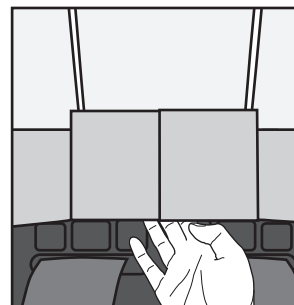
7. Repeat for other side.



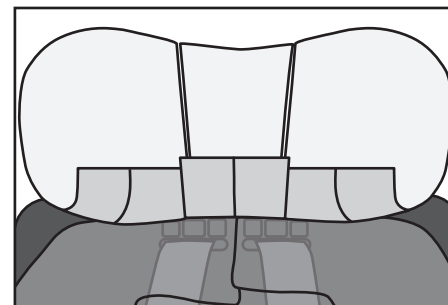
8. Center foam panel: align tape with the top of the harness slot and the second rib from outside and press into center foam panel.



9. Center foam panel: align final tape with top of harness slot and second rib from outside and press into center foam panel.



10. Center foam panel: wrap both tape pieces under center foam panel and press to secure.



11. Replace headrest cover.

Instructional Videos



<https://cybex-online.com/en-us/safety-notice-and-recalls/sirona-m>

Cybex Customer Care:
1-877-242-5676